

Report No.: 56.03517 PURE Downlight

Test Time: 2023-06-03 19:55

## Luminaire Property

Luminaire Category: Bridgelux V4HD 3000K CRI90

Luminaire Description: 51D

Current: 0.023 A

Power Factor: 0.834

Voltage: 225.4 V

Power: 4.40 W

## Photometric Results

CIE Class: Direct

Measurement Flux: 161.6 lm

Downward Ratio: 100%

Horizontal Diffuse Angle(50%): H51.5

Vertical Diffuse Angle(50%): V51.5

Luminaire Efficacy Rating (LER): 37

Max. Intensity: 191.28 cd

Total Rated Lamp Lumens: 161.6 lm


Efficiency: 100%

Upward Ratio: 0%

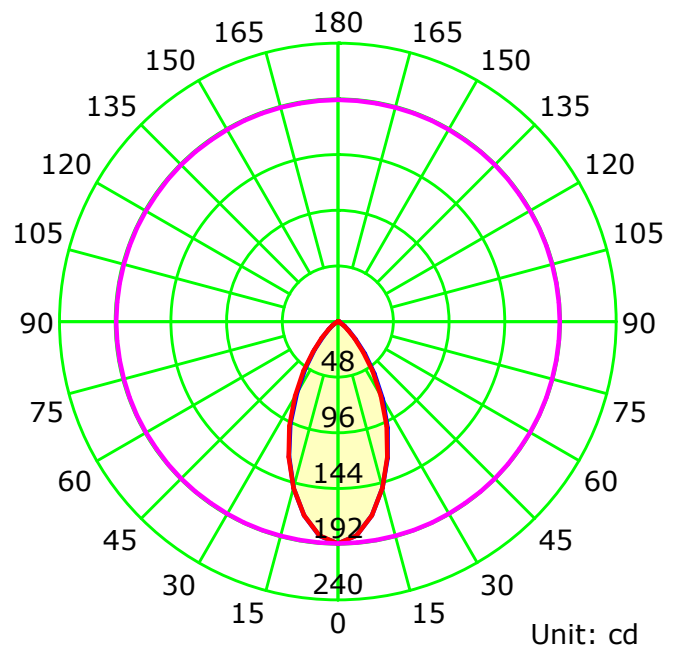
Central Intensity: 191.28 cd

Pos of Max. Intensity: H0 V0

Picture Of Luminaire



Luminous Intensity Distribution Curve



— C0-C180 — C90-C270 — G0

C Plane (°):0.0-180.0: 180.0

Test Lab:

Test Type: TYPE C

Temperature:

Operator:

Gamma Plane (°):0.0-90.0:5.0

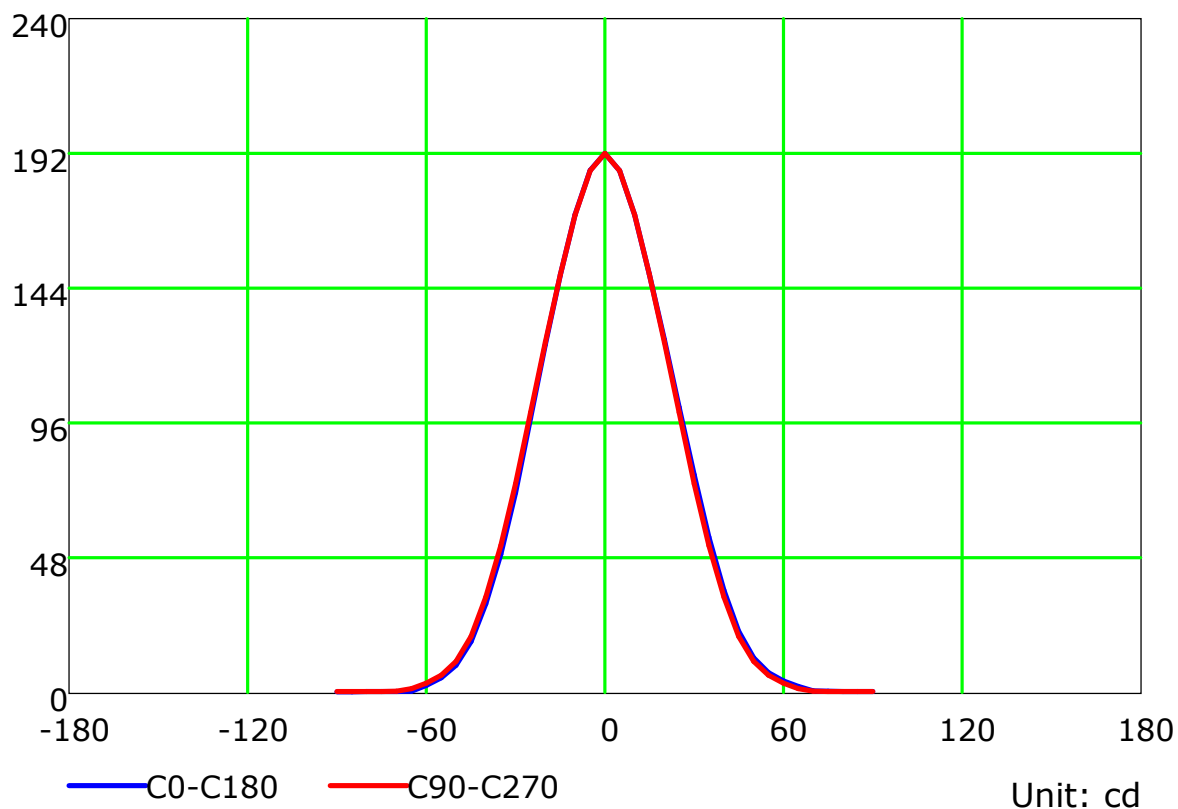
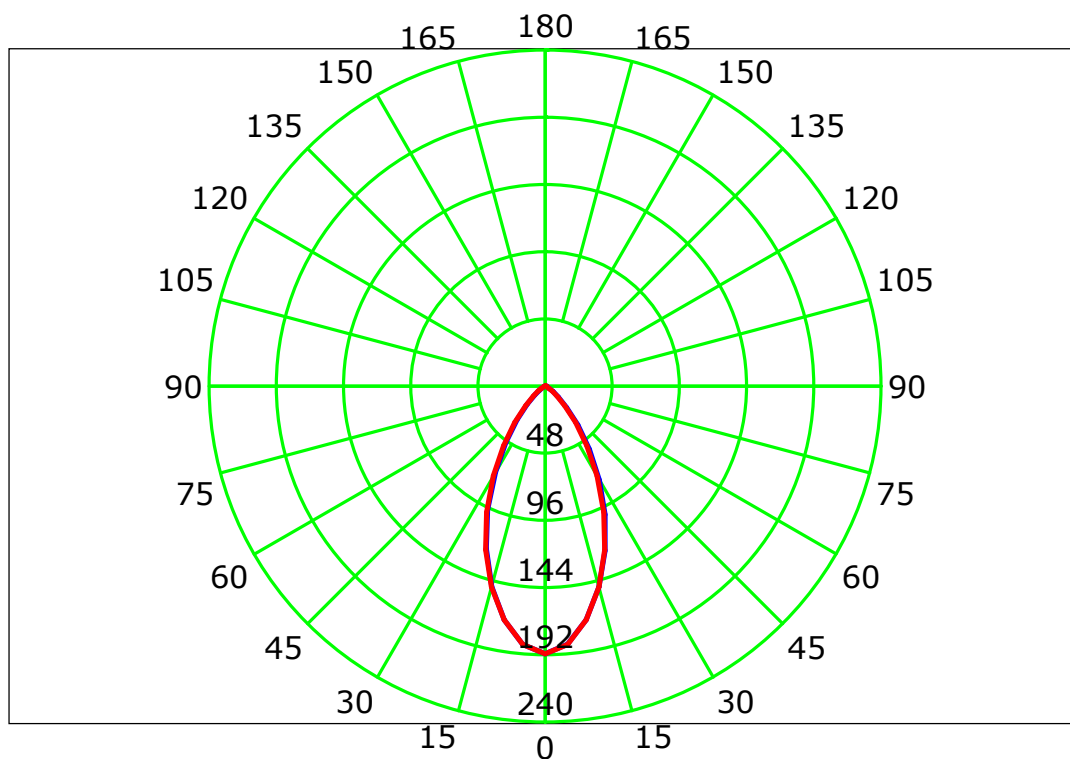
Test Device: CHL-6E

Distance: 3.000 m

Humidity:

Inspector:

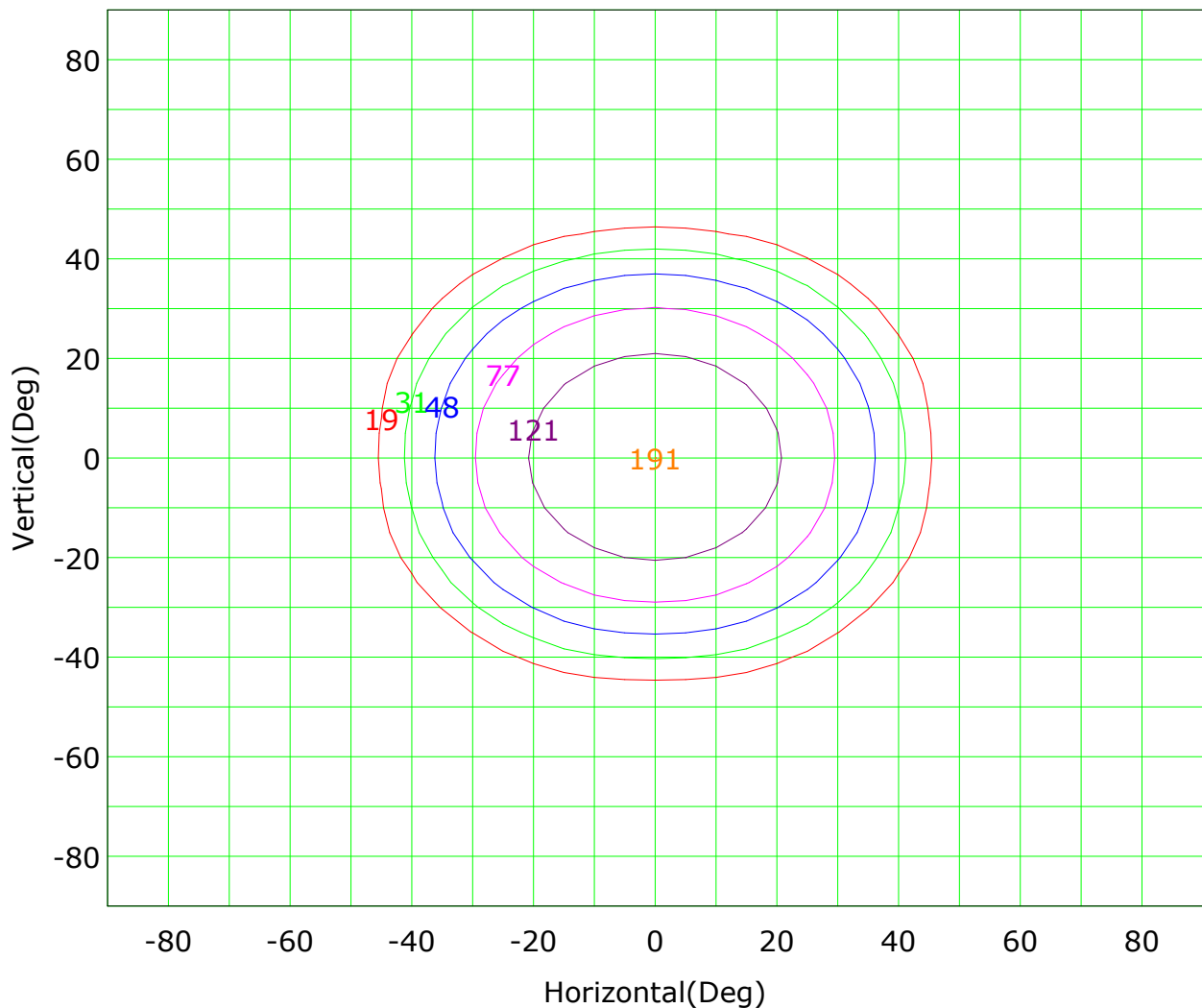
## Luminous Intensity Distribution Curve



C Plane (°):0.0-180.0: 180.0  
Test Lab:  
Test Type: TYPE C  
Temperature:  
Operator:

Gamma Plane (°):0.0-90.0:5.0  
Test Device: CHL-6E  
Distance: 3.000 m  
Humidity:  
Inspector:

## Isocandela (rectangle)



Imax (100%): 191 cd

( 10%):	19 cd	( 16%):	31 cd
( 25%):	48 cd	( 40%):	77 cd
( 63%):	121 cd	(100%):	191 cd

C Plane (°):0.0-180.0: 180.0

Test Lab:

Test Type: TYPE C

Temperature:

Operator:

Gamma Plane (°):0.0-90.0:5.0

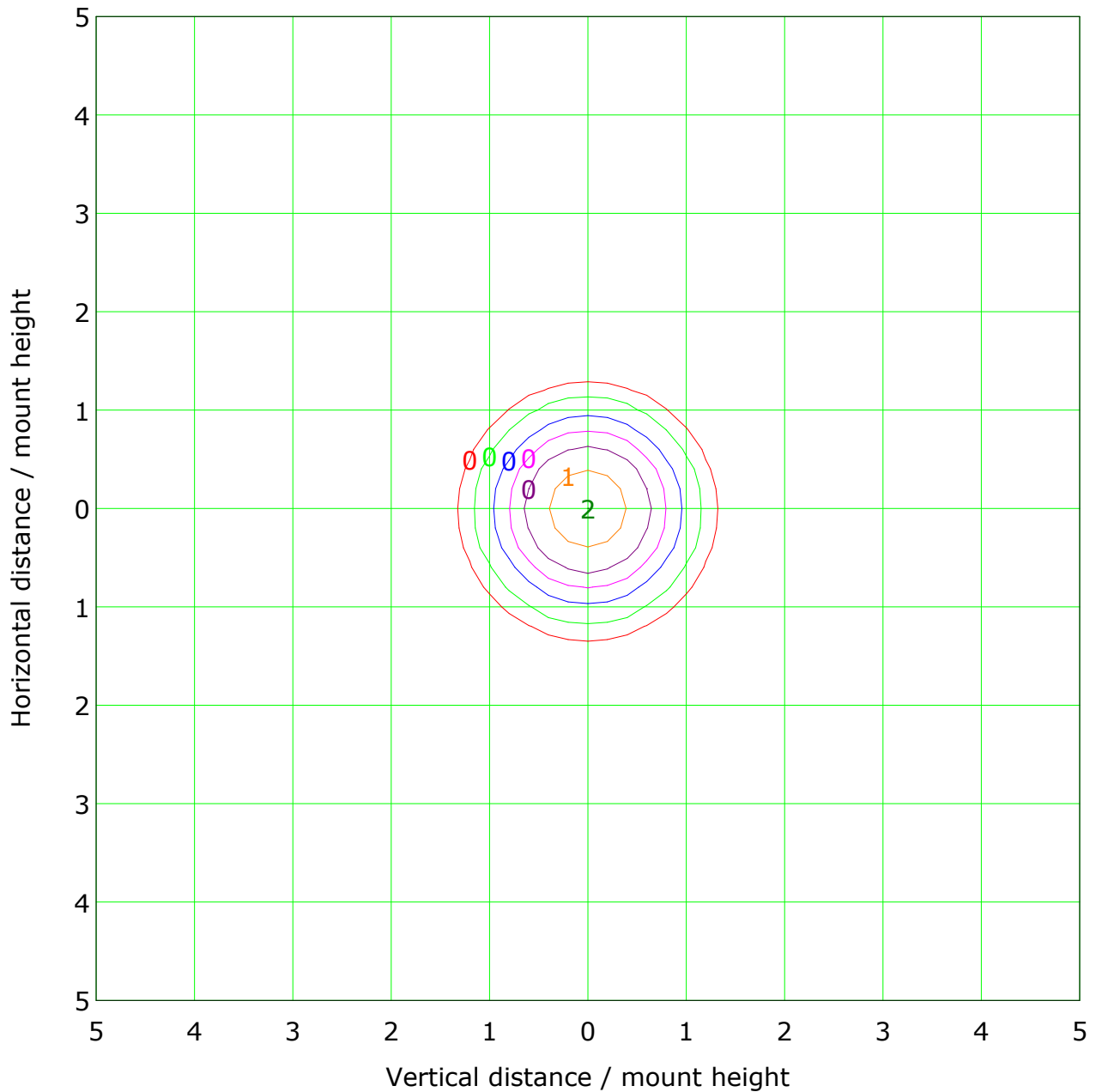
Test Device: CHL-6E

Distance: 3.000 m

Humidity:

Inspector:

## IsoLux Plot



Mounting Height: 10m Max Lux(100%): 2 lx

( 1%):	0 lx	( 2%):	0 lx
( 5%):	0 lx	( 10%):	0 lx
( 20%):	0 lx	( 50%):	1 lx
(100%):	2 lx		

C Plane (°):0.0-180.0: 180.0

Test Lab:

Test Type: TYPE C

Temperature:

Operator:

Gamma Plane (°):0.0-90.0:5.0

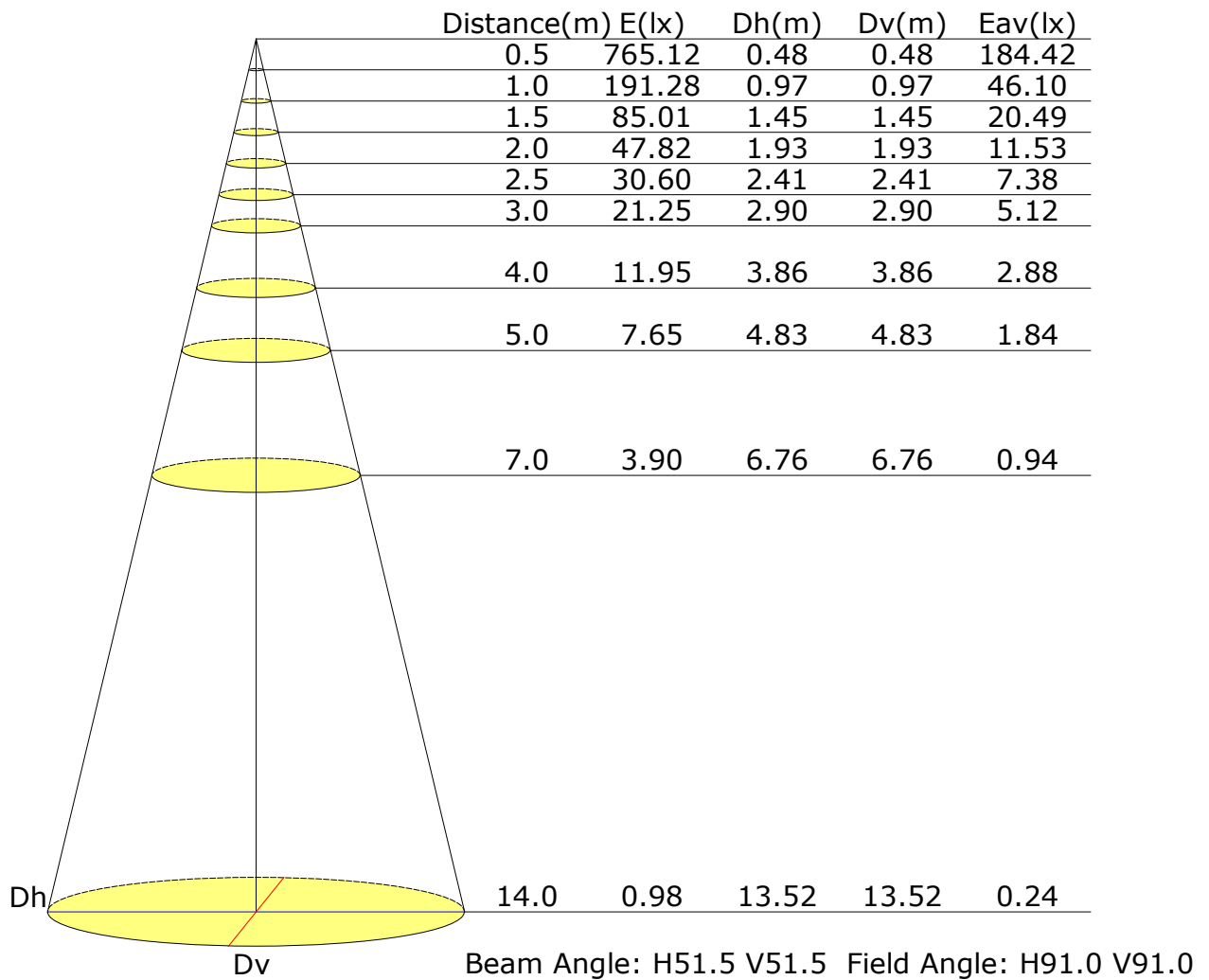
Test Device: CHL-6E

Distance: 3.000 m

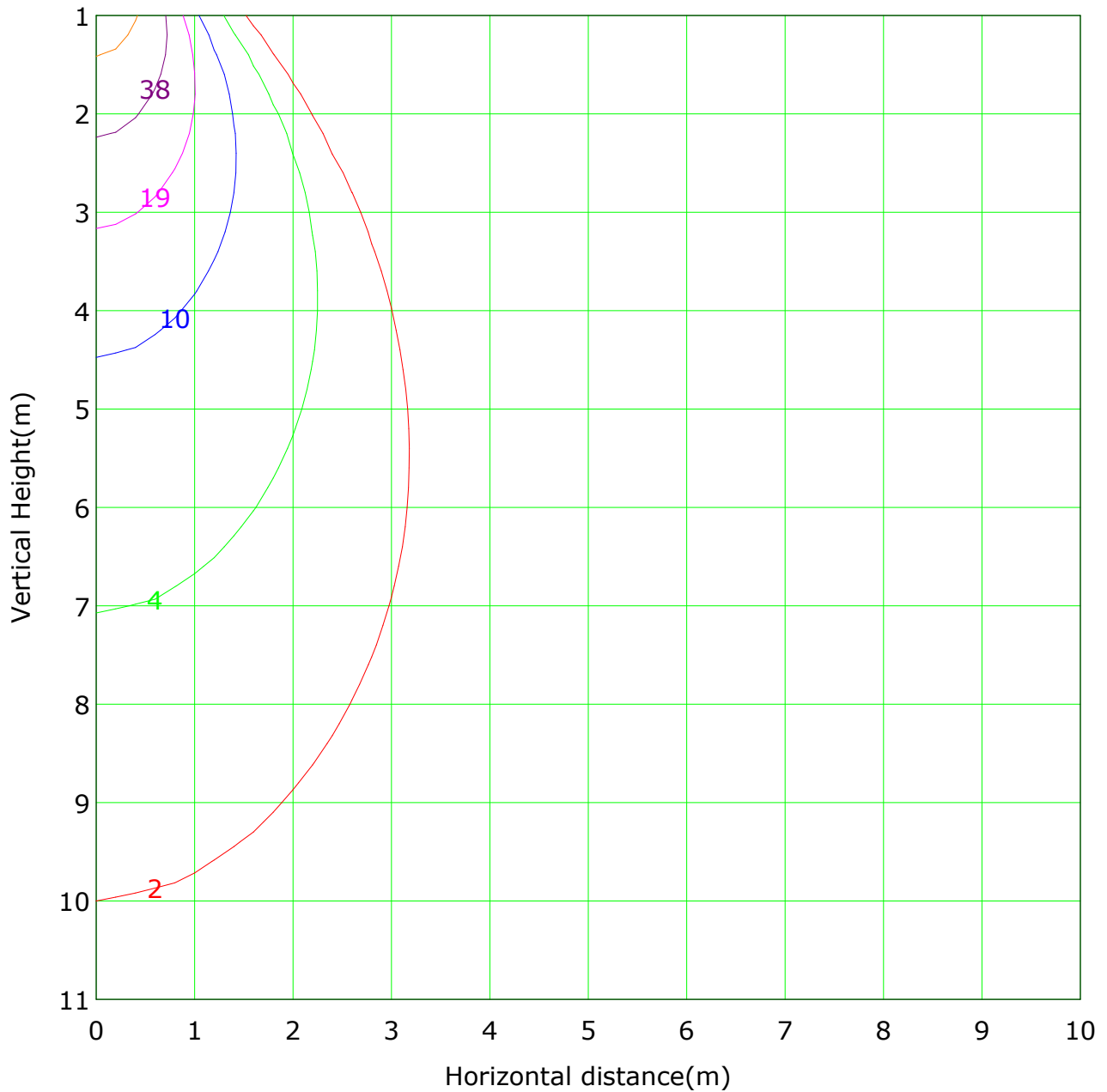
Humidity:

Inspector:

## Illuminance at a Distance



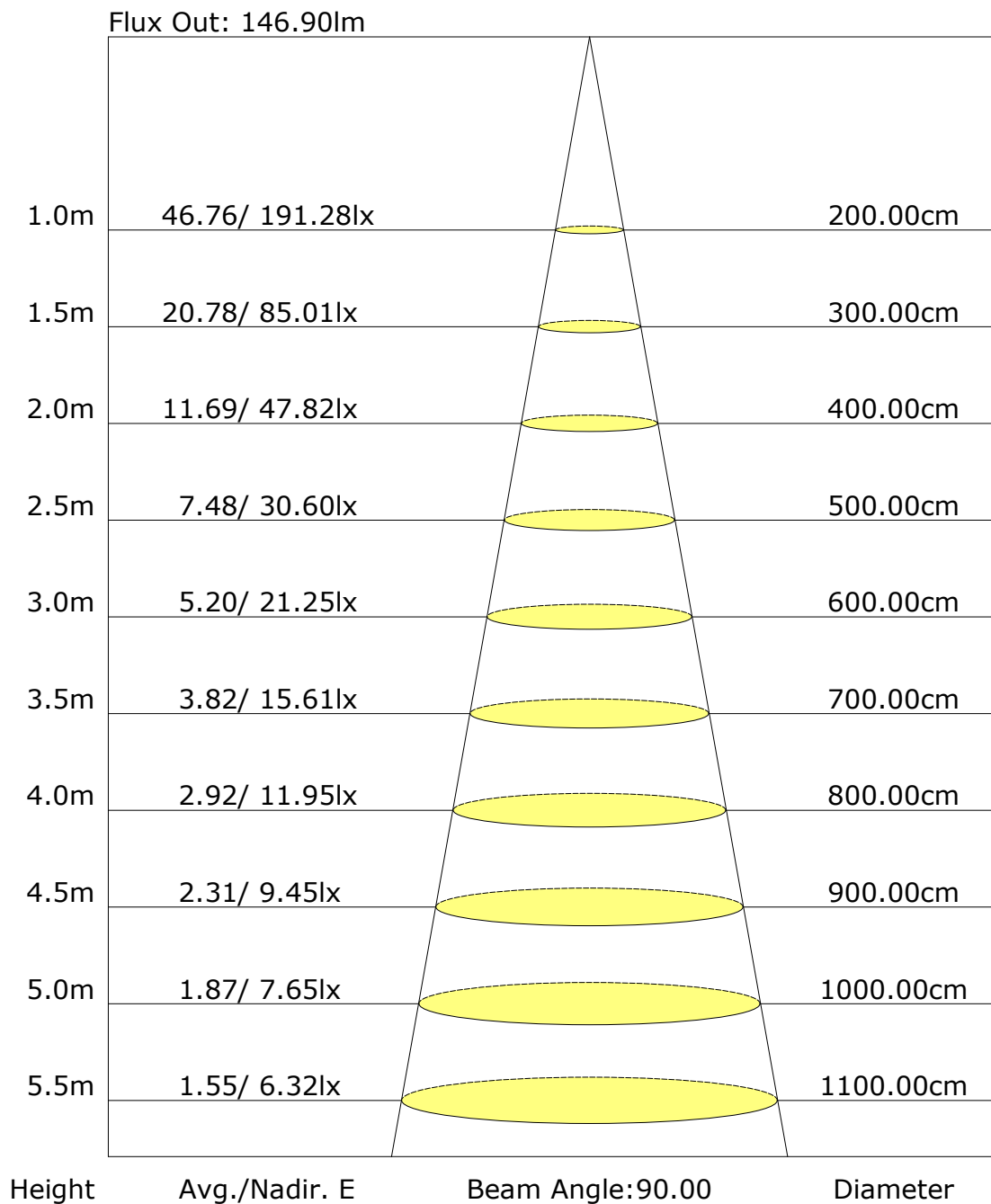
## Vertical IsoLux Plot



C Plane (°):0.0-180.0: 180.0  
Test Lab:  
Test Type: TYPE C  
Temperature:  
Operator:

Gamma Plane (°):0.0-90.0:5.0  
Test Device: CHL-6E  
Distance: 3.000 m  
Humidity:  
Inspector:

## The average illuminance effective figure



## Zonal Lumen

[illegible]

C Plane (°):0.0-180.0: 180.0

Test Lab:

Test Type: TYPE C

Temperature:

Operator:

Gamma Plane (°):0.0-90.0:5.0

Test Device: CHL-6E

Distance: 3.000 m

Humidity:

Inspector:



## Candlepower Table

Unit: cd

[illegible]

C Plane (°):0.0-180.0: 180.0

Test Lab:

Test Type: TYPE C

Temperature:

Operator:

Gamma Plane (°):0.0-90.0:5.0

Test Device: CHL-6E

Distance: 3.000 m

Humidity:

Inspector: